



**CLSA Investors' Forum
September 2014**


Forward Looking Statements

This presentation contains forward-looking statements regarding operating trends, future results of operations and the completion of new projects, which are subject to change. Such forward-looking information involves important risks and uncertainties that could significantly affect anticipated results in the future and, accordingly, such results may differ from those expressed in any forward-looking statements made by us. Additional information concerning potential factors that could affect the Company's financial results are included in the Company's Form 10-K for the year ended December 31, 2013 and the Company's other periodic reports filed with the Securities and Exchange Commission. The Company is under no obligation to (and expressly disclaims any such obligation to) update its forward-looking statements as a result of new information, future events or otherwise.

This presentation includes non-GAAP financial measures as defined in the Securities and Exchange Commission's Regulation G. A reconciliation of these non-GAAP financial measures to the most directly comparable GAAP measures is available on our website at www.wynnresorts.com in the earnings release for the applicable periods.

Wynn Resorts

- The leading casino resort operator in the world
- Holds more Forbes Five Star awards than any other independent hotel company in the world
- Targets affluent customers and attracts tourists
- A highly recognizable global brand
- Conservative capital structure
- Public company with 35+ years of successful global resort experience



Strong Balance Sheet with Ample Liquidity



- Cash and Investments: \$3.3 billion
- Debt Outstanding: \$7.3 billion
- LTM Adjusted Property EBITDA: \$1.9 billion

72.2% equity

Wynn Macau



100% equity and voting

Wynn Las Vegas



- Cash and Investments: \$2.1 billion
- Debt Outstanding: \$2.3 billion
- LTM Adjusted Property EBITDA: \$1.4 billion

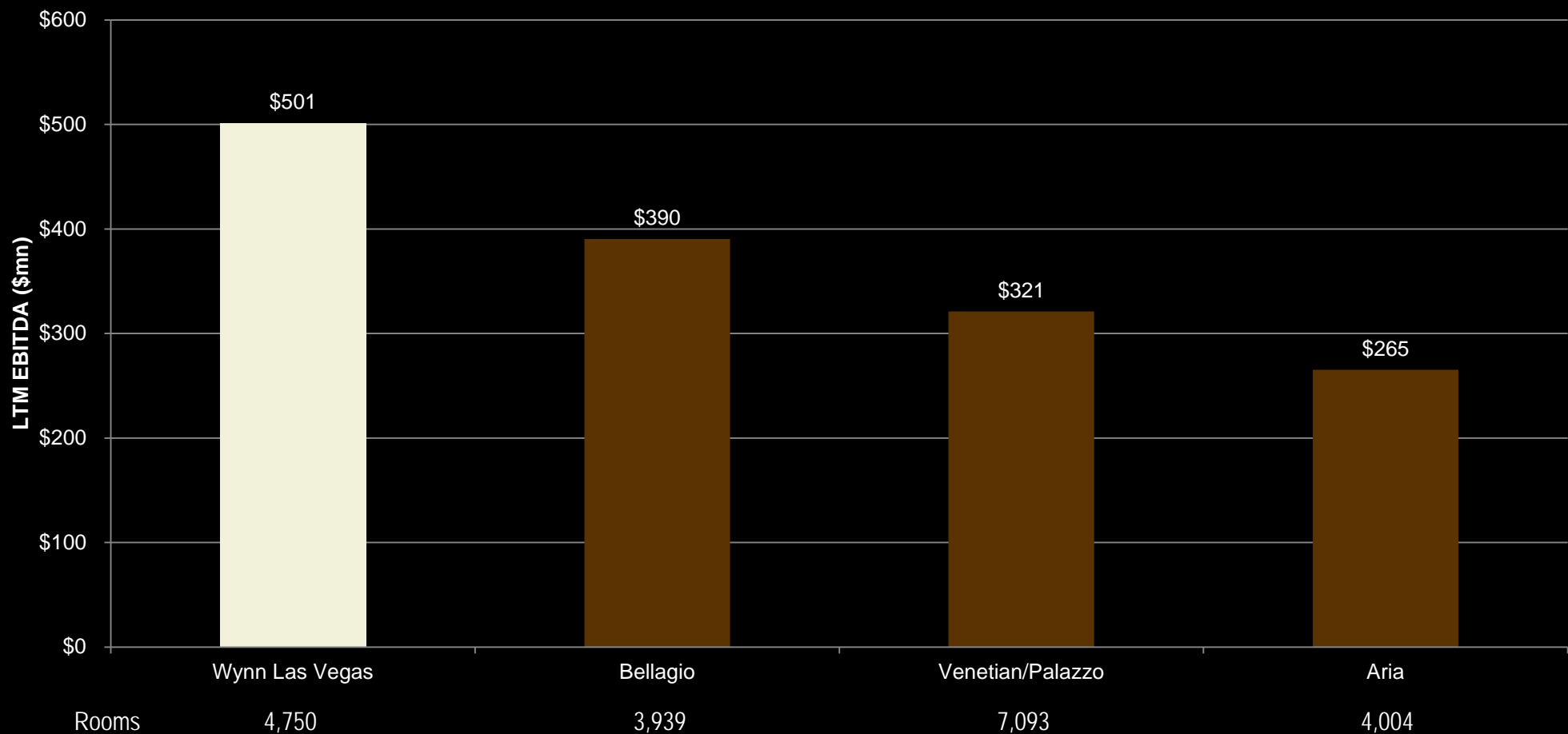


Market-leading Performance in Las Vegas

The Wynn Premium: unique business model drives sustained outperformance

Wynn EBITDA Premium

Wynn Las Vegas earns 28% more EBITDA than its closest competitor



Source: Company filings. LTM data is for the period ending June 30, 2014.

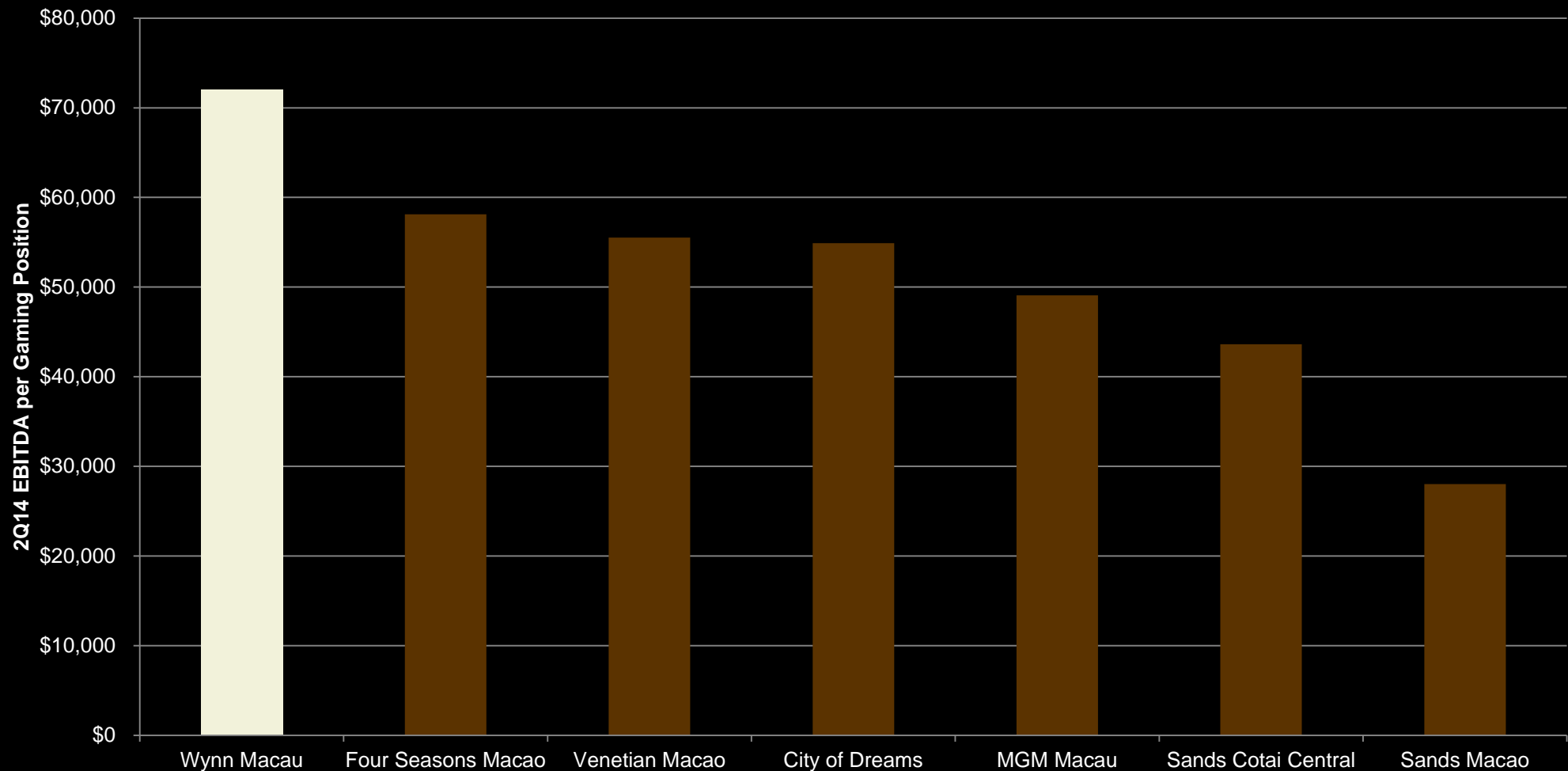


Outperformance in Macau

The Wynn Premium: unique business model drives sustained outperformance

Wynn EBITDA per Gaming Position

Wynn Macau is more productive than its peers in Macau



Source: Company filings and company research. Data is for the quarter ending June 30, 2014. Assumes 8 positions per table game.



Wynn Palace

Cotai Area of Macau

- Construction Update
 - Target completion date: 1H16
 - Total estimated cost : \$4.0 billion
 - Includes construction costs, capitalized interest, pre-opening expenses, land costs, and financing fees
 - GMP construction contract, for \$2.6 billion, was signed in July 2013
 - Spend through 2Q14: \$1.1 billion



- Fully integrated resort featuring:
 - 1,700 hotel rooms
 - Performance lake
 - Meeting space
 - Casino
 - Spa, retail, and food and beverage offerings



**CLSA Investors' Forum
September 2014**